

PAINT COATINGS MANUAL

Congratulations on choosing one of the GYEON high quality coatings. With this user manual we would like to share with you basic tips on surface preparation and application to ensure your complete safety during application and satisfaction with the end result.

SURFACE PREPARATION:

Proper surface preparation is crucial for the bonding and durability of the installed coating. Always mind these simple rules:

- the surface should be decontaminated and free of any residue;
- old waxes, glazes or coatings should be stripped before proceeding;
- scratches, swirls marks, holograms should be removed by machine polishing;
- paintwork needs to be fully degreased. Wash the car with a highly degreasing liquid and use Q²M PREP before coating. **This step is obligatory!**

TECH-FACTS AND APPLICATION TIPS:

Never work in direct sunlight. Ensure the area you work is well ventilated.

There are two major factors influencing the work with coatings - temperature and humidity. The higher the temperature and/or humidity, the quicker the coating flashes and cures. The initial bonding time of a ceramic coating with the surface is only a few seconds. If you do not have experience with coating, don't wait, wipe off immediately.

Work in small sections (with the exception of Q² PURE EVO), splitting panels in maximum 50x50cm areas.

TIP:

Use correct lighting. Apply the coating using reflected light. Point your lamp at the wall or ceiling - this will help you spot possible smudges. React quickly, remove them immediately.

Use an appropriate amount of quality microfibre towels for wipe off. 2 microfibrines for each layer are a minimum. Swap sides of the MF during work. A final wipe with the Q²M SUEDE towel is highly advised.

Ensure the car stays in stable conditions without the risk of rainfall or rapid humidity changes after coating application. Always respect individual product application instructions.

OUTDOOR APPLICATION:

All GYEON EVO coatings can be applied outdoors.


Make sure to respect the following guidelines:

- Recommended application temperature is between 15° and 25°C (59° to 77°F).
- Do not apply in direct sunlight.
- Do not apply when high risk of rain for the next 24h.
- Apply Q²M CURE or Q²M CERAMICDETAILER 1h after the coating application.


PRECAUTIONS:

- Skin protection recommended.
- Work in a well-ventilated area.
- Store in a dark, dry and cool place.
- Keep out of reach of children.

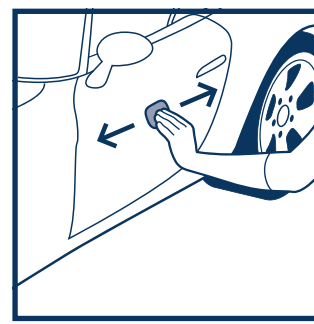
Q² ONE EVO



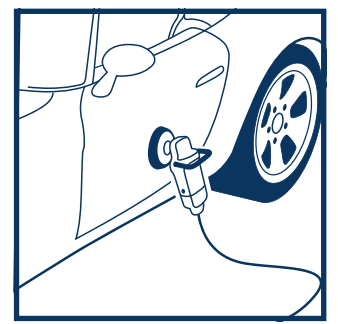
Read carefully all information in this manual, including the Tips&Tricks and Precautions sections.



Wash the vehicle using Q²M FOAM and a strong degreasing agent.



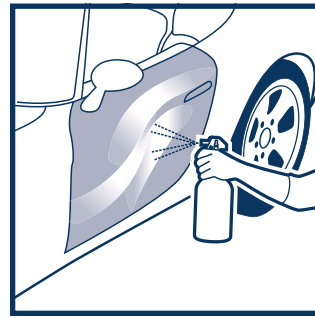
Decontaminate the paintwork using Q²M IRON, Q²M TAR. Use Q²M CLAY if required.



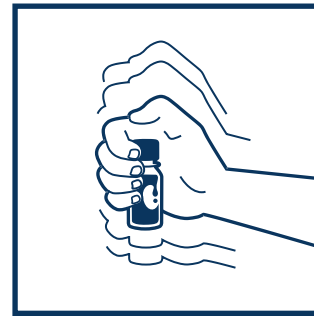
We recommend at least one step of paint correction to improve gloss and remove defects.



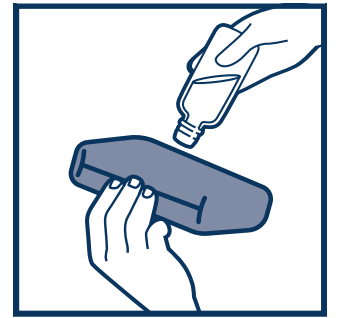
Always wash the car with a highly degreasing agent after paint correction. Hot water and the use of a dish washing liquid are recommended.



Ensure the surface is oil-free and completely dry. Use of Q²M PREP is obligatory.



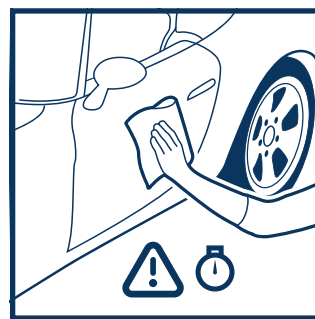
Shake the Q² ONE EVO bottle before use.



Use a generous amount of product on the Q²M COATING APPLICATOR. Ensure the surface is cool and completely dust free.



Apply a thick layer of Q² ONE EVO. Level the coating well. Apply in your preferred motion. Levelling is crucial, not the application pattern. We recommend applying full panels. Split panels only while applying at high temperature or humidity.



Wipe off immediately (10 - 30 seconds) after applying to the whole panel/section. Inspect each panel for high spots immediately.


NOTES

Let the coating dry for 12h before using the vehicle. Ensure the vehicle is stored in a dry place and will not be exposed to rain. After this period, the vehicle can be driven in all conditions.

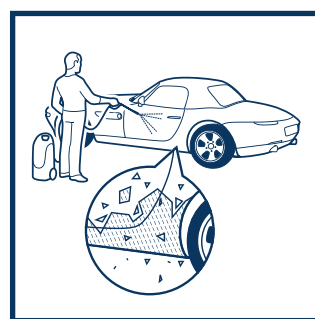
Do not wash the car with any strong detergents within the first 14 days. Read the attached maintenance booklet carefully.

Use Q²M CURE as a maintenance product during your wash routine. Q² ONE EVO can be topped with Q² CANCOAT EVO 1h after the car being coated. Q² ONE EVO can be topped with Q² WAX after the first wash, at least 14 days after being coated.

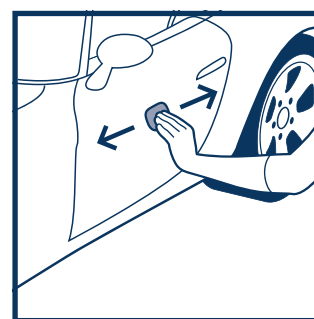
Q² PURE EVO




Read carefully all information in this manual, including the Tips&Tricks and Precautions sections.



Wash the vehicle using Q²M FOAM and a strong degreasing agent.



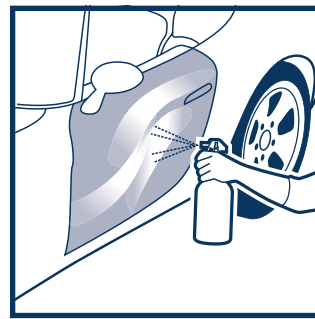
Decontaminate the paintwork using Q²M IRON, Q²M TAR. Use Q²M CLAY if required.



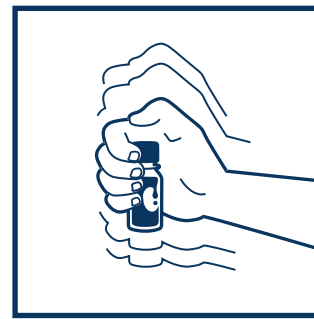
We recommend at least one step of paint correction to improve gloss and remove defects.



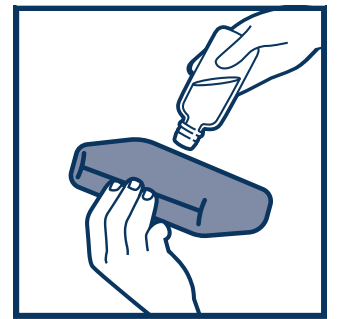
Always wash the car with a highly degreasing agent after paint correction. Hot water and the use of a dish washing liquid are recommended.



Ensure the surface is oil-free and completely dry. Use of Q²M PREP is obligatory.



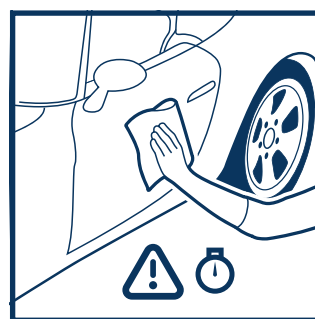
Shake the Q² PURE EVO bottle before use.



Use a generous amount of product on the Q²M COATING APPLICATOR. Ensure the surface is cool and completely dust free.



Apply a thick layer of Q² PURE EVO. Level the coating well. Apply in your preferred motion. Levelling is crucial, not the application pattern. We recommend applying full panels. Split panels only while applying at high temperature or humidity.



Q² PURE EVO can be wiped off after up to 10min depending on conditions. Wipe off immediately in hot and humid climates. Wipe off up to 10min in mild and cool conditions. Wipe off carefully, do not leave any streaks or smudges.


NOTES

Let the coating dry for 12h before using the vehicle. Ensure the vehicle is stored in a dry place and will not be exposed to rain. After this period, the vehicle can be driven in all conditions.


Do not wash the car with any strong detergents within the first 14 days. Read the attached maintenance booklet carefully.

Use Q²M CURE as a maintenance product during your wash routine. Q² PURE EVO can be topped with Q² CANCOAT EVO 1h after the car being coated. Q² PURE EVO can be topped with Q² WAX after the first wash, at least 14 days after being coated.

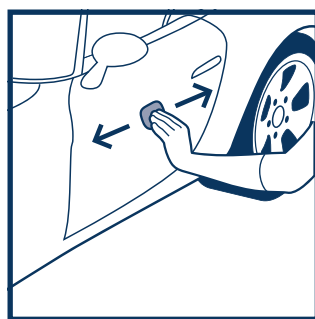
Q² MOHS EVO



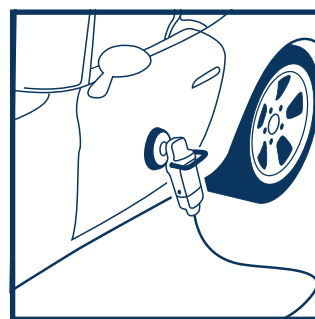
Read carefully all information in this manual, including the Tips&Tricks and Precautions sections.




Wash the vehicle using Q²M FOAM and a strong degreasing agent.



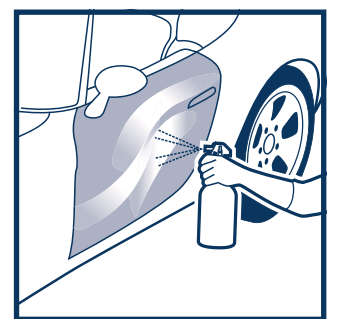
Decontaminate the paintwork using Q²M IRON, Q²M TAR. Use Q²M CLAY if required.



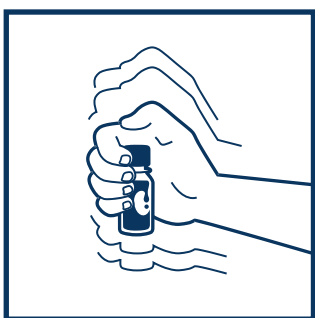
We recommend at least one step of paint correction to improve gloss and remove defects.



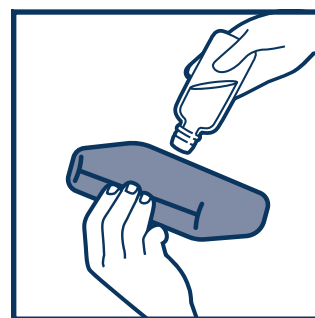
Always wash the car with a highly degreasing agent after paint correction. Hot water and the use of a dish washing liquid are recommended.



Ensure the surface is oil-free and completely dry. Use of Q²M PREP is obligatory.



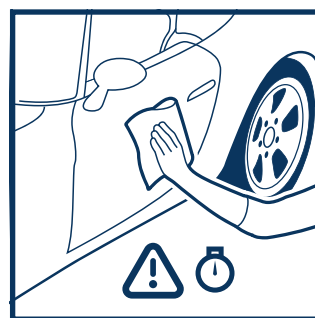
Shake the Q² MOHS EVO bottle before use.



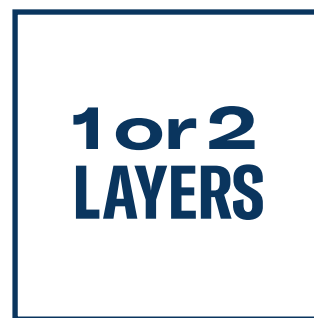
Use a generous amount of product on the Q²M COATING APPLICATOR. Ensure the surface is cool and completely dust free.



Apply a thick layer of Q² MOHS EVO. Level the coating well. Apply in your preferred motion. Levelling is crucial, not the application pattern. We recommend applying full panels. Split panels only while applying at high temperature or humidity.



Wipe off immediately (10 - 30 seconds) after applying on the whole panel/section. Wipe off carefully, do not leave any streaks or smudges.



Q² MOHS EVO requires only a single layer. You may apply a second layer for improved durability after at least 1 hour. Apply a maximum of 2 layers of Q² MOHS EVO.


NOTES

Let the coating dry for 12h before using the vehicle. Ensure the vehicle is stored in a dry place and will not be exposed to rain. After this period, the vehicle can be driven in all conditions.


Do not wash the car with any strong detergents within the first 14 days. Read the attached maintenance booklet carefully.

Use Q²M CURE as a maintenance product during your wash routine. Q² MOHS EVO can be topped with Q² CANCOAT EVO 1h after the car being coated. Q² MOHS EVO can be topped with Q² WAX after the first wash, at least 14 days after being coated.

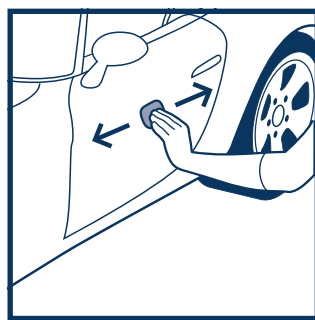
Q² SYNCRO EVO



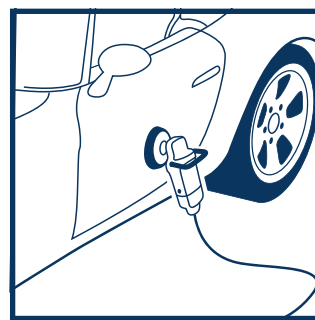
Read carefully all information in this manual, including the Tips&Tricks and Precautions sections.




Wash the vehicle using Q²M FOAM and a strong degreasing agent.



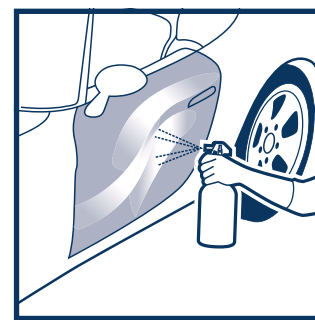
Decontaminate the paintwork using Q²M IRON, Q²M TAR. Use Q²M CLAY if required.



We recommend at least one step of paint correction to improve gloss and remove defects.



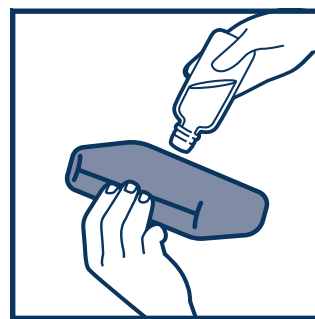
Always wash the car with a highly degreasing agent after paint correction. Hot water and the use of a dish washing liquid are recommended.



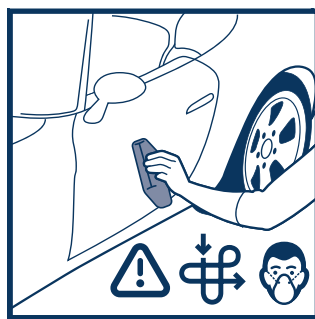
Ensure the surface is oil-free and completely dry. Use of Q²M PREP is obligatory.



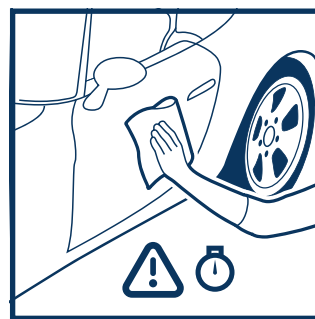
Shake the Q² MOHS EVO bottle before use.




Use a generous amount of product on the Q²M COATING APPLICATOR. Ensure the surface is cool and completely dust free.




Apply a thick layer of Q² MOHS EVO. Level the coating well. Apply in your preferred motion. Levelling is crucial, not the application pattern. We recommend applying full panels. Split panels only while applying at high temperature or humidity.



Wipe off immediately (10 - 30 seconds) after applying on the whole panel/section. Wipe off carefully, do not leave any streaks or smudges.



Q² MOHS EVO requires only a single layer. You may apply a second layer for improved durability after at least 1 hour. Apply a maximum of 2 layers of Q² MOHS EVO.



In after your last layer of Q² MOHS EVO, apply a thick layer of Q² SKIN EVO in a criss-cross motion. Wipe off immediately and carefully, do not leave any streaks or smudges. Split larger panels (roof, bonnet, SUV doors) into sections, apply carefully.


NOTES

Let the coating dry for 12h before using the vehicle. Ensure the vehicle is stored in a dry place and will not be exposed to rain. After this period, the vehicle can be driven in all conditions.


Do not wash the car with any strong detergents within the first 14 days. Read the attached maintenance booklet carefully.

Use Q²M CURE as a maintenance product during your wash routine. Q² SYNCRO EVO can be topped with Q² WAX after the first wash, at least 14 days after being coated.


Q² MATTE EVO




Read carefully all information in this manual, including the Tips&Tricks and Precautions sections.



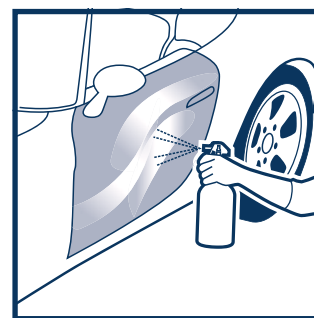
Wash the vehicle using Q²M FOAM and a strong degreasing agent.



Decontaminate the paintwork using Q²M IRON, Q²M TAR.



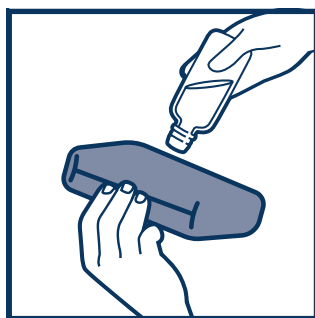
Always wash the car with a highly degreasing agent after paint correction. Hot water and the use of a dish washing liquid are recommended.



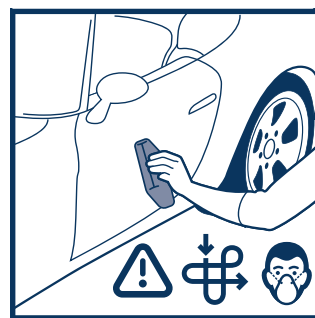
Ensure the surface is oil-free and completely dry. Use of Q²M PREP is obligatory.



Shake the Q² MATTE EVO bottle before use.



Use a generous amount of product on the Q²M COATING APPLICATOR. Ensure the surface is cool and completely dust free.



Apply a thick layer of Q² MATTE EVO. Level the coating well. Apply in your preferred motion. Levelling is crucial, not the application pattern. We recommend applying full panels. Split panels only while applying at high temperature or humidity.



Wipe off immediately (10 - 30 seconds) after applying on the whole panel/section. Wipe off carefully, do not leave any streaks or smudges.


NOTES

Let the coating dry for 12h before using the vehicle. Ensure the vehicle is stored in a dry place and will not be exposed to rain. After this period, the vehicle can be driven in all conditions.


Do not wash the car with any strong detergents within the first 14 days. Read the attached maintenance booklet carefully.

Use Q²M CURE MATTE as a maintenance product during your wash routine.

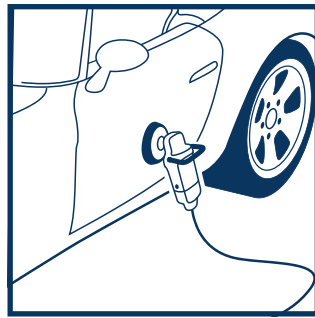
Q² PPF EVO



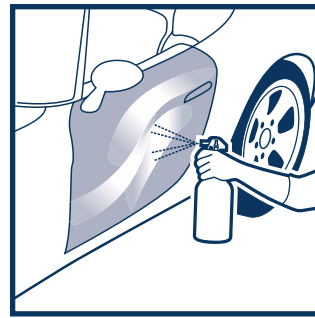
Read carefully all information in this manual, including the Tips&Tricks and Precautions sections.



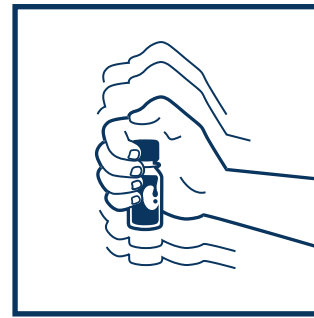
Wash the vehicle using Q²M FOAM and a strong degreasing agent.



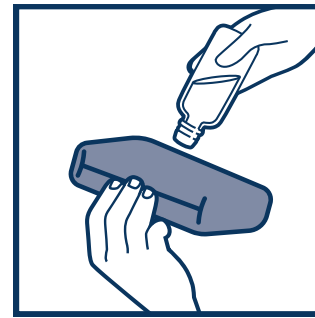
If the PPF of your car is scratched, oxidized or contaminated, make sure to polish it with Q²M PPF RENEW before the application of Q² PPF EVO.



Ensure the surface is oil-free and completely dry. Use of Q²M PREP is obligatory.



Shake the Q² PPF EVO bottle before use.




Use a generous amount of product on the Q²M COATING APPLICATOR. Ensure the surface is cool and completely dust free.



Apply a thick layer of Q² PPF EVO. Level the coating well. Apply in your preferred motion. Levelling is crucial, not the application pattern. We recommend applying in sections.



Wipe off immediately (10 - 30 seconds) after applying on the whole panel/section. Wipe off carefully, do not leave any streaks or smudges.



The coating is fully dry after 12 hours. Only after that time can the car be driven. Do not wash the car with any strong detergents within the first 14 days.